

Low Microwave Surface Resistance in $\text{NdBa}_2\text{Cu}_3\text{O}_{7-\delta}$ Films Grown by Molecular Beam Epitaxy

Jose KURIAN* and Michio NAITO

NTT Basic Research Laboratories, NTT Corporation, 3-1 Morinosato Wakamiya, Atsugi-shi, Kanagawa 243 0198, Japan

Abstract

We report the growth of $\text{NdBa}_2\text{Cu}_3\text{O}_{7-\delta}$ films on (100) MgO substrate by Molecular Beam Epitaxy (MBE). Large area $\text{NdBa}_2\text{Cu}_3\text{O}_{7-\delta}$ films with homogeneous superconducting properties were grown by precise control of stoichiometry and the optimisation of growth parameters. The stoichiometric ratio of Nd:Ba:Cu close to 1:2:3 yields films with T_C of 94 K and J_C values above 3.5 MA/cm^2 at 77 K on bare MgO substrate. The $\text{NdBa}_2\text{Cu}_3\text{O}_{7-\delta}$ films grown under optimised conditions had excellent in-plane texture and good metallicity. The most significant characteristic of our MBE grown $\text{NdBa}_2\text{Cu}_3\text{O}_{7-\delta}$ films is the very low microwave surface resistance values at all temperature range compared to its $\text{YBa}_2\text{Cu}_3\text{O}_{7-\delta}$ counterpart with typical value of $\sim 870 \mu\Omega$ at 77 K & 22 GHz. Our results on the MBE grown $\text{NdBa}_2\text{Cu}_3\text{O}_{7-\delta}$ films suggests that $\text{NdBa}_2\text{Cu}_3\text{O}_{7-\delta}$ is a superior choice for the realisation of commercial microwave applications.

Keywords: $\text{NdBa}_2\text{Cu}_3\text{O}_{7-\delta}$, MgO, surface resistance, superconducting thin film, molecular beam epitaxy

* E-mail address: jkurian@will.brl.ntt.co.jp

The growth of high quality films of high temperature superconductors (HTSC) is of significance from both technological as well as basic science point of view. The 123 family of superconductor films have shown tremendous potential for application in microwave devices and circuits. Due to the low microwave surface resistance (R_s) of 123 films, microwave devices such as resonators, filters, delay lines, etc., with high Q values and low loss can be fabricated. Among the different copper oxide superconductors discovered so far, the $\text{YBa}_2\text{Cu}_3\text{O}_{7-\delta}$ (YBCO) superconductor has been the material of choice for application as the deposition and patterning processes are extensively studied and established, and films with T_C of ~ 90 K can be routinely fabricated by different deposition techniques. An alternative material to YBCO is the $\text{NdBa}_2\text{Cu}_3\text{O}_{7-\delta}$ (NBCO) superconductor, which has certain advantages over YBCO superconductor. NBCO has distinctly higher T_C than YBCO and has better stability, better crystallinity and superior surface characteristics.¹⁻⁶⁾ Recent studies reveal the high stability of NBCO against water corrosion compared to other 123 superconductors.⁶⁾ Presently different deposition techniques have been employed for the growth of 123 superconductor films such as pulsed laser deposition,⁷⁻⁹⁾ sputtering,¹⁰⁾ molecular beam epitaxy (MBE),¹¹⁾ metalorganic chemical vapour deposition,¹²⁾ etc. Among the different deposition techniques described above, MBE has the specific advantage that large area films with excellent homogeneous properties over the entire wafer can be prepared and at relatively low substrate temperatures. The low substrate temperature used in the MBE growth becomes significant in the case of growth of 123 films on substrates such as MgO, since higher substrate temperature leads to interfacial reaction between the substrate and the film resulting in the degradation of superconducting properties. Even though there have been

many studies regarding the surface characteristics and stability of NBCO which are distinctly different from other 123 superconductors, the microwave characteristics of the NBCO films have not been investigated in detail. In this letter we report the growth of NBCO films on (100) MgO by MBE with high T_C of 94 K and J_C above 3.5 MA/cm² at 77 K. The most significant characteristics of our NBCO films grown by MBE is the distinctly low microwave surface resistance values at all temperature range than the YBCO counter part with typical value of $\sim 870 \mu\Omega$ at 77 K and 22 GHz. The R_S values of MBE grown NBCO films were at least a factor of two lower than that of best commercially available YBCO films and is the lowest R_S value reported in literature for 123 films. The combination of higher T_C , higher J_C and low R_S of NBCO makes it a superior choice for microwave applications.

NBCO thin films were grown on (100) MgO substrates by MBE in a custom designed ultra high vacuum evaporation chamber (base pressure $\sim 10^{-8}$ Torr) with load lock chamber. The MBE chamber used in the present study was equipped with RF activated oxygen source for *in situ* oxygenation and the real time monitoring of the growth process can be performed by reflection high energy electron diffraction (RHEED). The thin film growth was carried out using e-beam evaporation from Nd, Ba & Cu metal sources. The precise control of the individual rates of the constituent elements was achieved by a feedback system using electron impact emission spectrometric technique. More details of our growth set-up can be found in references 13 and 14. The MgO substrates used were pre-annealed in oxygen atmosphere at 1000 °C for 10 h, as it is reported that the pre-annealing step improves the surface quality of MgO substrates.¹⁵⁻¹⁷⁾ The MgO substrates were heated radiantly and the substrate temperature was monitored by a thermocouple and calibrated by an optical pyrometer. NBCO films were

grown under RF activated oxygen with a flow rate of 2 sccm and an RF power of 300 W and the resulting run pressure was $\sim 6 \times 10^{-5}$ Torr. The growth rate was ~ 0.4 nm/s. After the termination of the growth process, the films were cooled down to ~ 150 °C in radical oxygen under the same flow rate. In order to full loading of oxygen, the films were annealed in flowing oxygen for 30 min at 320 °C in an external furnace. In the present set-up, we can grow double-sided films with diameter up to 4".

In order to grow high quality superconducting NBCO thin films, the most vital parameter is the precise rate control so as to grow NBCO films with correct stoichiometry.^{18,}
¹⁹⁾ Figure 1(a) shows a typical example of the effect of Cu:Nd ratio on the different properties of NBCO films (Ba:Nd ratio ~ 2 , substrate temperature 700 °C & films thickness 250 nm) highlighting the importance of composition. The actual composition of the films was determined by inductively coupled plasma (ICP) analysis. NBCO films grown with Cu:Nd ratio slightly lower than 3 ('Cu-poor' case) resulted in the drastic reduction of T_C . Also 'Cu-poor' films showed poor crystallinity as reflected in the low XRD intensity of NBCO peaks. As the Cu:Nd ratio reaches 3, the T_C of NBCO films peaks and a further increase in Cu:Nd ratio up to ~ 3.6 shows a saturation behaviour in T_C and ρ_{RT} . The crystallinity of NBCO films also shows a saturation trend on the 'Cu-rich' side (Cu:Nd ratio > 3). Substantially excess Cu (Cu:Nd > 3.6) give rise to a drop in T_C and increase in ρ_{RT} . The studies carried out by varying the Ba:Nd ratio show that the highest T_C with low resistivity is observed at Ba:Nd ratio of ~ 2 . Figure 1(b) shows the effect of Ba:Nd ratio on T_C and room temperature resistivities of NBCO films (substrate temperature 700 °C & film thickness 250 nm). One of the distinct point worth noting is that the 'Ba-rich' films (Ba:Nd > 2) shows low room temperature

resistivity (ρ_{RT}), but the T_C decreases as the Ba:Nd ratio increases from 2. Our studies indicate that the NBCO films grown with composition close to 123 gives highest T_C with sharp transition, excellent metallicity ($\rho_{300K}/\rho_{100K} \sim 3$) and low resistivity. The effect of substrate temperature on T_C and ρ_{RT} of NBCO films are shown on Fig. 1(c). It can be seen from Fig. 1(c) that the T_C of NBCO films reaches a maximum at ~ 690 °C and a further increase in growth temperature does not show any effect on T_C or ρ_{RT} .

The characteristics of the optimised NBCO films grown on MgO are presented in Figs. 2 and 3. The structure of the NBCO films was examined by X-ray diffraction (XRD) using a Rigaku X-ray diffractometer (RINT, Japan) with Cu- K_α radiation and Fig. 2(a) shows the typical 2θ - θ XRD pattern of 500 nm thick NBCO thin film grown on (100) MgO substrate. In the XRD pattern, all the peaks except the characteristic peak of MgO are that of (00 l) reflection of NBCO. The crystallinity of the NBCO films was examined by employing ω -scan of (005) reflection of NBCO and the full width at half maximum of the rocking curve of (005) reflection of NBCO films was 0.24 degrees indicating the high crystalline quality. The excellent in-plane orientation of the NBCO films on MgO is evident from the ϕ -scan measurement of (103) reflection of NBCO (inset of Fig. 2(a)). The RHEED and SEM images of a 500 nm thick NBCO films is shown in Fig. 2(b) and Fig. 2(c) respectively, indicating the smooth surface morphology of the NBCO films. The smooth surface morphology is one of the distinct characteristics of NBCO films compared to other 123 superconductor films. The RHEED set-up in our MBE growth chamber enables the real time monitoring of the growth process, which is helpful in identifying any deviations from the required stoichiometry and making real time corrections.²⁰⁾

The superconductivity of the NBCO films was studied by standard four-probe technique. Figure 3 shows the typical variation of resistivity with temperature for a 500 nm thick NBCO film on (100) MgO. The NBCO films with stoichiometry close to 123 gives a room temperature resistivity between 140 to 180 $\mu\Omega\cdot\text{cm}$. Such NBCO films shows good metallic behaviour in the normal state ($\rho_{300\text{K}}/\rho_{100\text{K}} \sim 3$) and gave a $T_C(0)$ of 94 K with a transition width below 1 K. The critical current density J_C of the NBCO films grown on (100) MgO substrate was determined by induction method which shows that the NBCO films have J_C values above 3.5 MA/cm² at 77 K with high degree of homogeneity. One of the significant point to be noted is the high degree of reproducibility of these results on bare MgO substrates which may be attributed to the MBE growth process.

The microwave surface resistance of NBCO films was measured by dielectric resonator method with sapphire rod and an impedance analyser (Agilent 8510C). A pair of 20 mm \times 20 mm size NBCO films grown on (100) MgO was used for the R_S measurements. Our studies on the microwave R_S of NBCO films show that NBCO films have distinctly low R_S values throughout the studied temperature region than its YBCO counterpart. Figure 4. shows the temperature dependence of microwave R_S of MBE grown NBCO films on MgO substrate measured at 22 GHz. It was found that our MBE grown NBCO films on MgO gives R_S values of 800 - 1000 $\mu\Omega$ at 77 K and $\sim 200 \mu\Omega$ at 20 K. The common R_S values reported in literature for YBCO films are $\sim 1500 \mu\Omega$ and $\sim 250 \mu\Omega$ at 77 K and 20 K respectively (scaled to 22 GHz).^{21,22} The R_S values our NBCO films at 20 K is at least a factor of 2 lower than that of best commercially available films which was measured in our measurement set up under

identical conditions. Some of the NBCO films show R_S values of $100\ \mu\Omega$ at 20 K even though they show a slightly higher R_S ($1000 - 1200\ \mu\Omega$) at 77 K. Studies are underway to identify the cause. We speculate that this may be due to slight variations in composition.

In conclusion, we report the growth of high quality NBCO films on MgO by MBE. High quality NBCO films could be grown by the precise control of stoichiometry and optimisation of growth parameters. NBCO films grown under the optimised conditions gave a T_C (0) of 94 K and a J_C above $3.5\ \text{MA/cm}^2$ at 77 K with room temperature resistivity as low as $140\ \mu\Omega\cdot\text{cm}$ and good metallicity. Furthermore, they have smooth surface characteristics. The most significant characteristic of our MBE grown NBCO films is the low R_S values when compared to its YBCO counterpart. The higher T_C , J_C and the low R_S of the NBCO films makes it a superior choice for commercial microwave applications.

Acknowledgements

The authors like to acknowledge Prof. Y. Kobayashi and T. Hashimoto of Saitama University and H. Obara and M. Murugesan of AIST, Japan for fruitful discussions. The authors also like to acknowledge H. Sato, H. Yamamoto, S. Karimoto, K. Ueda and A. Tsukada of NTT Basic Research Laboratories for their valuable suggestions and discussions at various stages of this work.

References:

- 1) M. Badaye, F. Wang, Y. Kanke, K. Fukushima and T. Morishita, Appl. Phys. Lett., **66** (1995) 2131.
- 2) M. Badaye, W. Ting, K. Fukushima, N. Koshizuka, T. Morishita and S. Tanaka, Appl. Phys. Lett., **67** (1995) 2155.
- 3) C. Cantoni, D.P. Norton, D.K. Christen, A. Goyal, D.M. Kroeger, D.T. Verebelyi and M. Paranthaman, Physica C, **324** (1999) 177.
- 4) Y. Li and K. Tanabe, Physica C, **324** (1999) 198.
- 5) J. Kurian and T. Morishita, Europhys. Lett., **61** (2003) 129.
- 6) S.B. Schougaard, M.F. Ali and J.T. McDevitt, Appl. Phys. Lett., **84** (2004) 1144.
- 7) M. Lorenz, H. Hochmuth, D. Natusch, H. Borner, G. Lippold, K. Kreher and W. Schmitz, Appl. Phys. Lett., **68** (1996) 3332.
- 8) A. Pique, K.S. Harshavardhan, J. Moses, M. Mathur, T. Venkatesan, J.C. Brasunas and B. Lakew, Appl. Phys. Lett., **67** (1995) 1920.
- 9) C. Cantoni, D.P. Norton, D.M. Kroeger, M. Paranthaman, D.K. Christen, D. Verebelyi, R. Feenstra, D.F. Lee, E.D. Specht, V. Boffa and S. Pace, Appl. Phys. Lett., **74** (1999) 96.
- 10) M. Salluzzo, I. Maggio-Aprile and O. Fischer, Appl. Phys. Lett., **73** (1998) 683.
- 11) A. Sawa, H. Obara and S. Kosaka, Appl. Phys. Lett., **64** (1994) 649.
- 12) Y. Takahashi, H. Wakana, A. Ogawa, T. Morishita and K. Tanabe, Jpn. J. Appl. Phys., **42** (2003) L283.
- 13) M. Naito, H. Yamamoto and H. Sato, Physica C, **305** (1998) 233.

- 14) M. Naito, S. Karimoto, H. Yamamoto, H. Nakada and K. Suzuki, IEEE Trans. Appl. Supercond., **11** (2001) 3848.
- 15) M.G. Norton, S.R. Summerfelt and C.B. Carter, Appl. Phys. Lett., **56** (1990) 2246.
- 16) B.H. Moeckly, S.E. Russek, D.K. Lathrop, R.A. Buhrman, J. Li and J.W. Mayer, Appl. Phys. Lett., **57** (1990) 1687.
- 17) T. Minamikawa, T. Suzuki, Y. Yonezawa, K. Segawa, A. Morimoto and T. Shimizu, Jpn. J. Appl. Phys., **34** (1995) 4038.
- 18) N.G. Chew, S.W. Goodyear, J.A. Edwards, J.S. Satchell, S.E. Blenkinsop and R.G. Humphreys, Appl. Phys. Lett., **57** (1990) 2016.
- 19) V. Matijasevic, P. Rosenthal, K. Shinohara, A.F. Marshall, R.H. Hammond and M.R. Beasley, J. Mater. Res., **6** (1991) 682.
- 20) M. Naito and H. Sato, Appl. Phys. Lett., **67** (1995) 2557.
- 21) R. Semerad, J. Knauf, K. Irgmaier and W. Prusseit, Physica C, **378-381** (2002) 1414.
- 22) R. Wordenweber, Supercond. Sci. Technol., **12** (1999) R86.

Figure captions.

Fig. 1. (a) Variation of T_C (onset) & T_C (0) and room temperature resistivity of NBCO films with (a) Cu:Nd ratio, (b) Ba:Nd ratio and (c) substrate temperature. (The lines provided are guide for the eye.)

Fig. 2. (a) Typical 2θ - θ XRD pattern of NBCO film grown on (100) MgO by MBE (in-set shows the ϕ -scan XRD pattern (103) reflection of NBCO film), (b) RHEED pattern in (100) direction of NBCO and (c) the SEM image of 500 nm thick NBCO film on MgO.

Fig. 3. Typical temperature-resistivity curve of NBCO film grown on MgO and the in-set shows the enlarged portion of the superconducting transition.

Fig. 4. Variation of microwave R_S with temperature of a 500 nm thick NBCO film grown on MgO by MBE at 22 GHz.

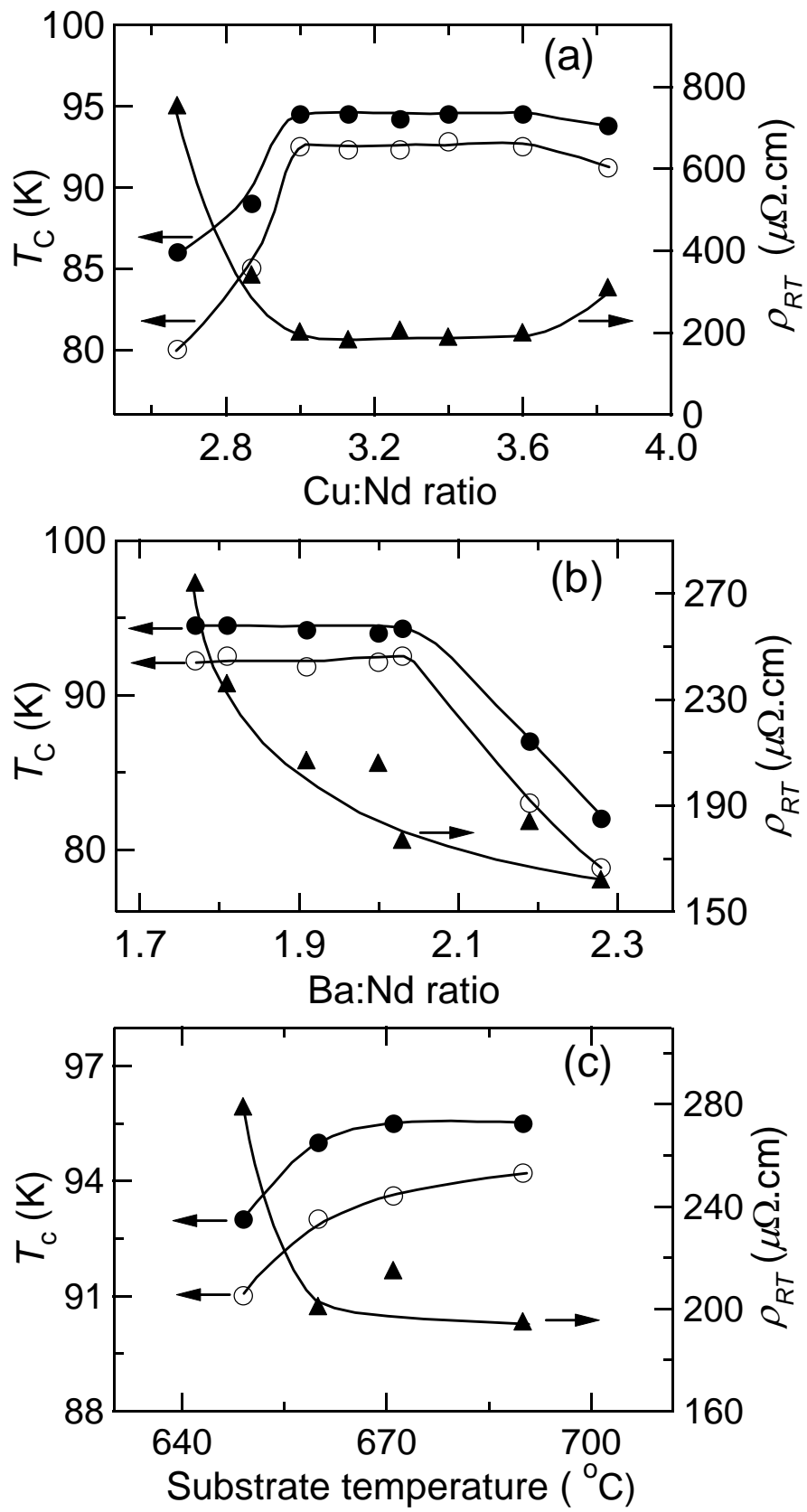


Fig.1


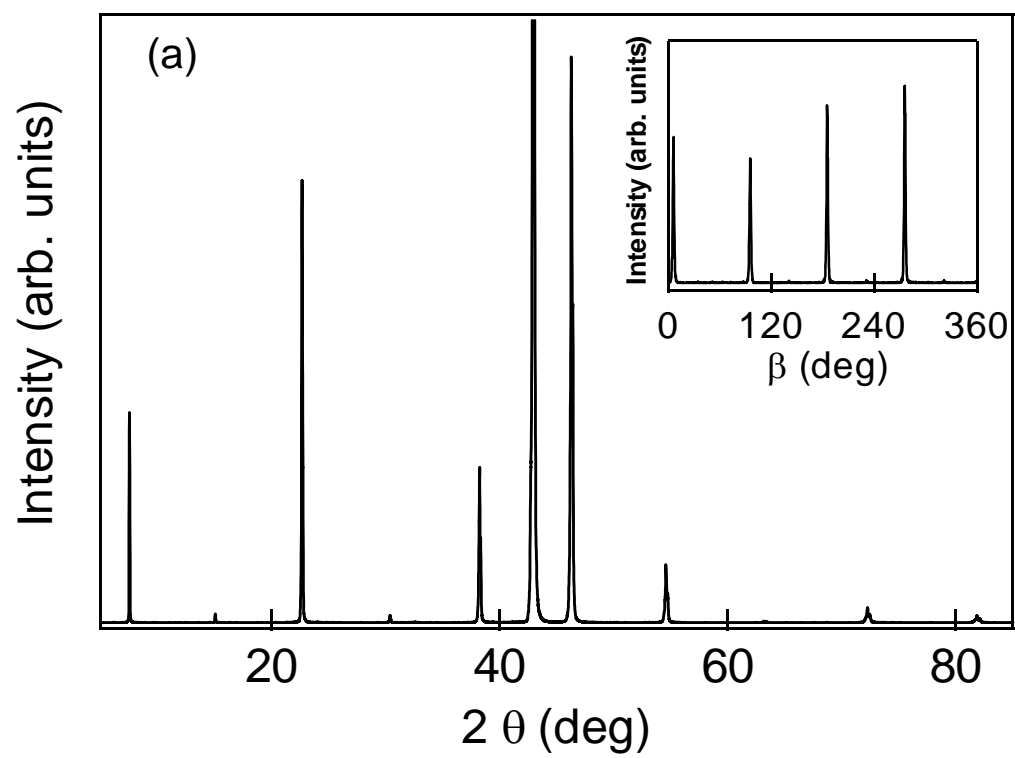


Fig. 2

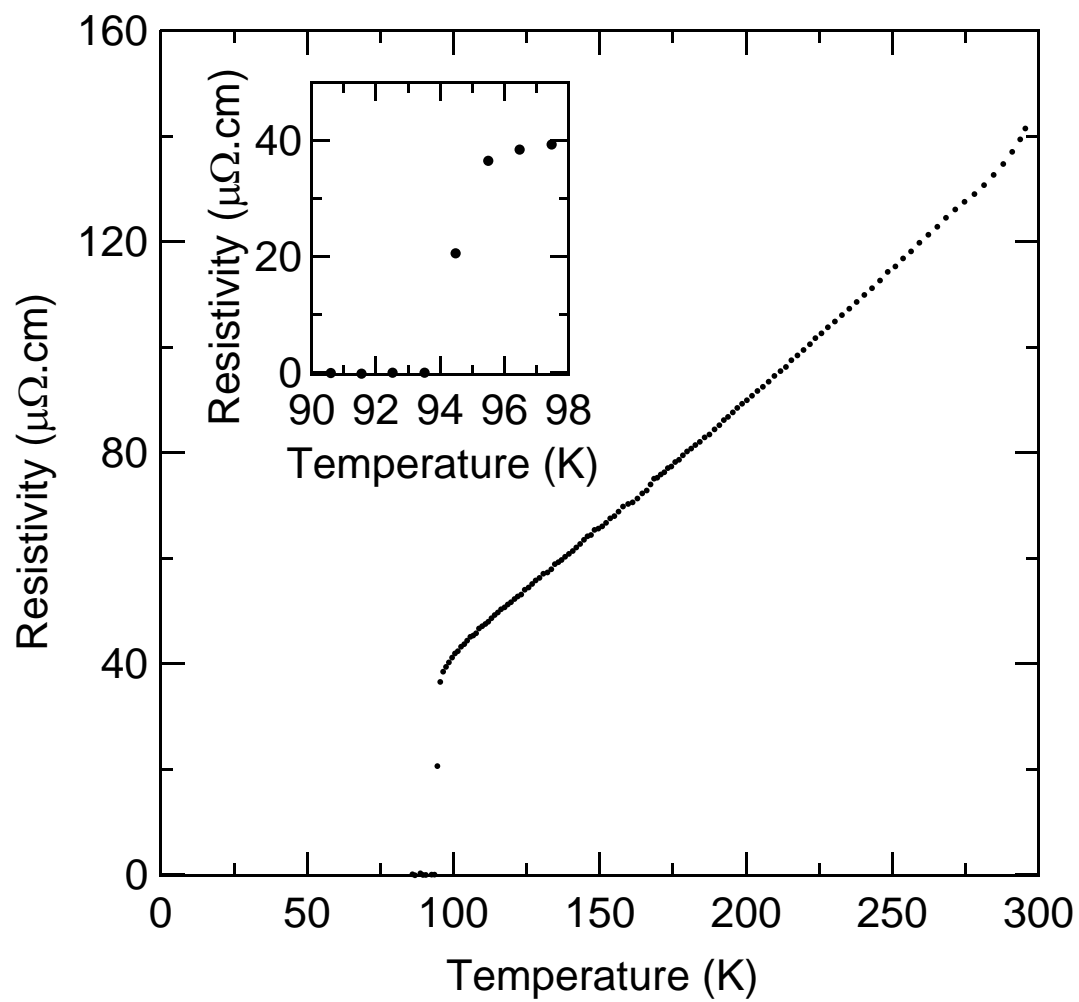


Fig. 3

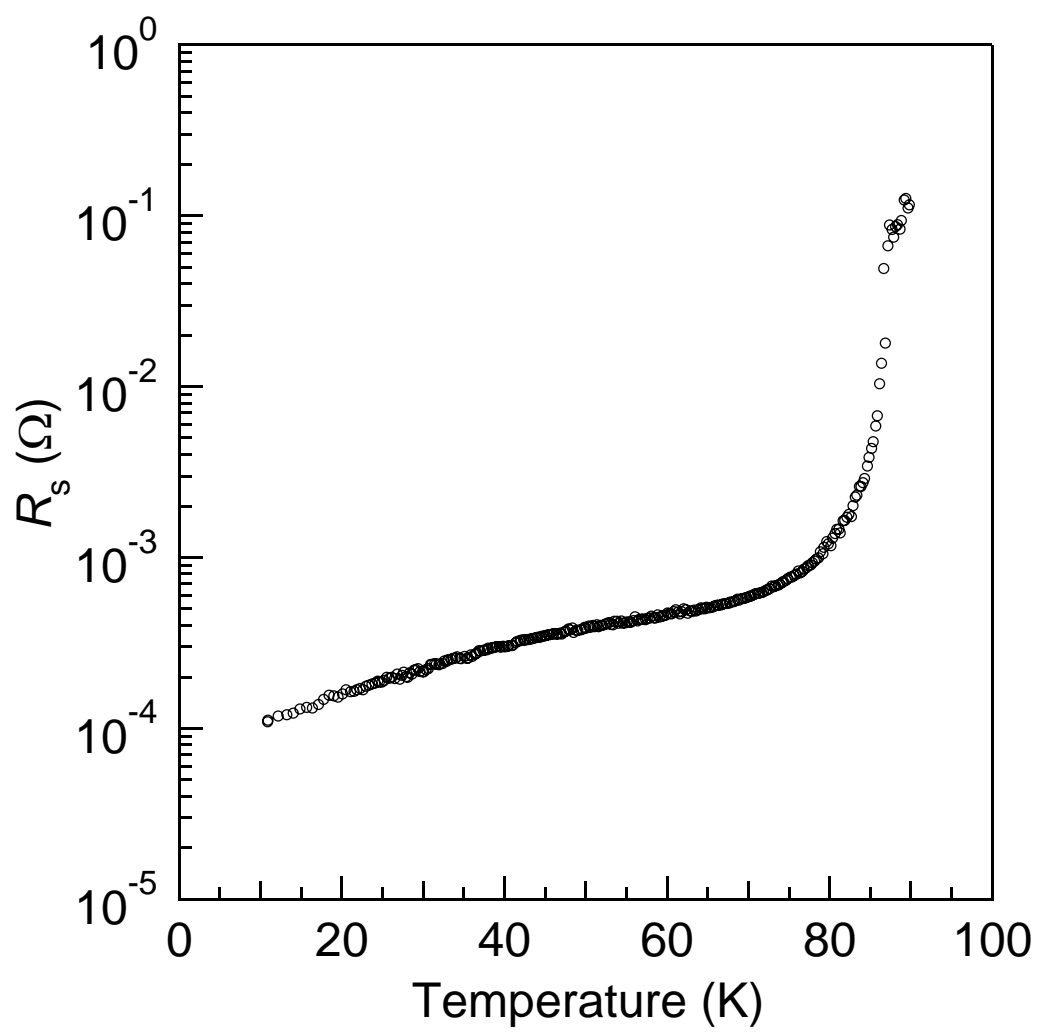


Fig. 4